

# Environmental product declaration

in accordance with ISO 14025 and EN 15804+A2

## Pragma fittings



**PIPELIFE** 

**Owner of the declaration:**  
Pipelife Sverige AB

**Product:**  
Pragma fittings

**Declared unit:**  
1 kg

**This declaration is based on Product Category Rules:**

CEN Standard EN 15804:2012+A2:2019 serves as core PCR  
NPCR Part A: Construction products and services. Ver. 2.0 March 2021

**Program operator:**  
EPD-Global

**Declaration number:**  
NEPD-14247-14614

**Issue date:**  
26.11.2025

**Valid to:**  
26.11.2030

**EPD software:**  
LCAno EPD generator ID: 1338000

EPD-Global

## General information

### Product

Pragma fittings

### Program operator:

EPD-Global  
Post Box 5250 Majorstuen, 0303 Oslo, Norway  
Phone: +47 977 22 020  
web: [www.epd-global.com](http://www.epd-global.com)

### Declaration number:

NEPD-14247-14614

### This declaration is based on Product Category Rules:

CEN Standard EN 15804:2012+A2:2019 serves as core PCR  
NPCR Part A: Construction products and services. Ver. 2.0 March 2021

### Statement of liability:

The owner of the declaration shall be liable for the underlying information and evidence. EPD-Global shall not be liable with respect to manufacturer information, life cycle assessment data and evidences.

### Declared unit:

1 kg Pragma fittings

### Declared unit (cradle to gate) with option:

A1-A3, A4, C1, C2, C3, C4, D

### Functional unit:

### General information on verification of EPD from EPD tools:

Independent verification of data, other environmental information and the declaration according to ISO 14025:2010, § 8.1.3 and § 8.1.4. Verification of each EPD is made according to EPD-Global's guidelines for verification and approval requiring that tools are i) integrated into the company's environmental management system, ii) the procedures for use of the EPD tool are approved by EPD-Global, and iii) the process is reviewed annually by an independent third party verifier. See Appendix G of EPD-Global's General Programme Instructions for further information on EPD tools

### Verification of EPD tool:

Independent third party verification of the EPD tool, background data and test-EPD in accordance with EPD-Global's procedures and guidelines for verification and approval of EPD tools.

Third party verifier:

Michael M. Jenssen, Asplan Viak AS

(no signature required)

### Owner of the declaration:

Pipelife Sverige AB  
Contact person:  
Phone: +46 513 22114  
e-mail: [yvette.lennartsson@pipelife.com](mailto:yvette.lennartsson@pipelife.com)

### Manufacturer:

Pipelife Sverige AB

### Place of production:

Pipelife Sverige AB  
Box 50  
SE-524 02 Ljung , Sweden

### Management system:

EN ISO 9001:2015 and EN ISO 14001:2015

### Organisation no:

SE556087042901

### Issue date:

26.11.2025

### Valid to:

26.11.2030

### Year of study:

2024

### Comparability:

EPD of construction products may not be comparable if they not comply with EN 15804+A2 and seen in a construction context.

### Development and verification of EPD:

The declaration is created using EPD tool lca.tools ver EPD2022.03, developed by LCA.no. The EPD tool is integrated in the company's management system, and has been approved by EPD-Global.

Developer of EPD: Yvette Lennartsson

Reviewer of company-specific input data and EPD: Mattias Petersson

### Approved:



Håkon Hauan, CEO EPD-Global

## Product

### Product description:

Conformity mark covered by certificate; Nordic Poly Mark

### Product specification

70000509, 70000510, 70000515, 70000516, 70000517, 70000384, 70000385, 70025596,,  
70025600, 70000378, 70000379, 70000382, 70025595, 70025599, 70000373, 70000374, 70000377, 70025594, 70025598, 70000368,  
70000369, 70025593, 70025597, 70000352, 70000353, 70000354, 70000355, 70000356, 70000357, 70000358, 70000359, 70000360,  
70000361, 70025590, 70025591, 70025592, 70007401, 70007404, 70007406, 70007409, 70007411, 70007412, 70007413, 70007414,  
70000923, 70000925, 70000926, 70000401, 70000402, 70000403, 70000404, 70000405, 70000406, 70000407, 70000394, 70000395,  
70000396, 70000397, 70000398, 70000400, 70000408, 70000409, 70000410, 70000411, 70000412, 70000413, 70000414, 70000924,  
70000351, 70000933, 70007428

Product related data to be found at Pipelife Sverige AB product catalogue <https://catalog.pipelife.com/se>

Materials	kg	%
Pigments	0.0075	0.75
Polypropylene (PP)	0.9325	93.25
Rubber, synthetic	0.06	6.00
Total	1.00	100.00

### Technical data:

PP material with density 905 kg/m<sup>3</sup>.

Produced according SS EN 1852.

Sealing ring quality according EN 681-2.

### Market:

Europe, with scenario made for the Swedish market.

### Reference service life, product

Lifetime on product calculated more than 100 years.

### Reference service life, building

## LCA: Calculation rules

### Declared unit:

1 kg Pragma fittings

### Cut-off criteria:

### Allocation:

### Data quality:

Specific data for the product composition are provided by the manufacturer. The data represent the production of the declared product and were collected for EPD development in the year of study. Background data is based on EPDs according to EN 15804 and different LCA databases. The data quality of the raw materials in A1 is presented in the table below.

Materials	Source	Data quality	Year
Pigments	ecoinvent 3.6	Database	2019
Polypropylene (PP)	ecoinvent 3.6	Database	2019
Rubber, synthetic	ecoinvent 3.6	Database	2019

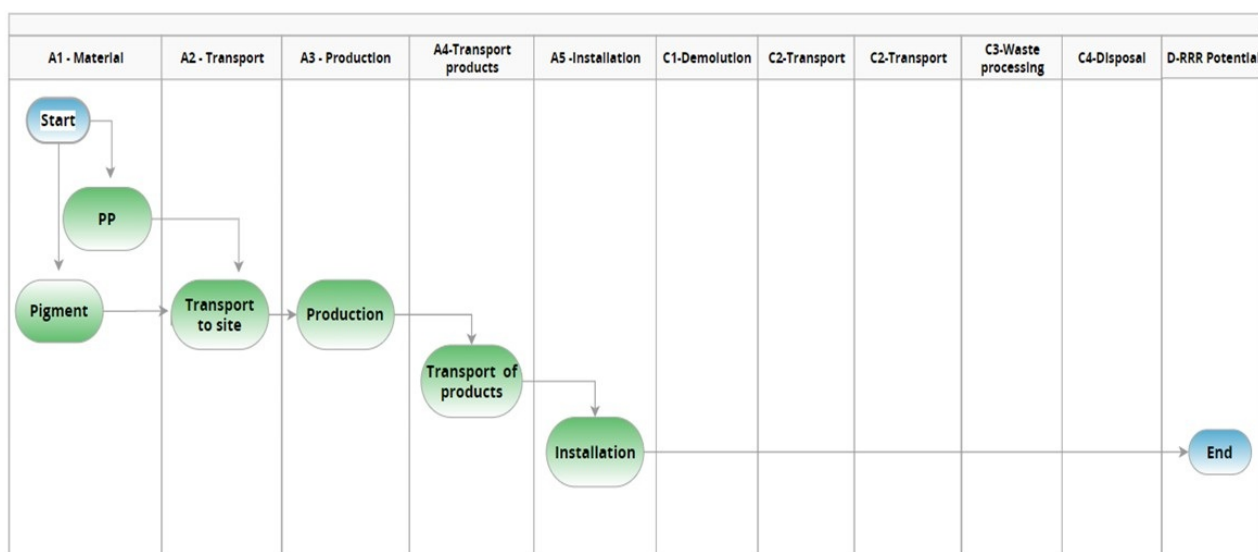


## System boundaries (X=included, MND=module not declared, MNR=module not relevant)

Product stage			Construction installation stage	Use stage								End of life stage				Beyond the system boundaries
Raw materials	Transport	Manufacturing	Transport	Assembly	Use	Maintenance	Repair	Replacement	Refurbishment	Operational energy use	Operational water use	De-construction demolition	Transport	Waste processing	Disposal	Reuse-Recovery-Recycling-potential
A1	A2	A3	A4	A5	B1	B2	B3	B4	B5	B6	B7	C1	C2	C3	C4	D
X	X	X	X	MND	MND	MND	MND	MND	MND	MND	MND	X	X	X	X	X

System boundary:

## EPD Process A1-D Pragma fittings



### Additional technical information:

Conformity mark covered by certificate; Nordic Poly Mark

## LCA: Scenarios and additional technical information

The following information describe the scenarios in the different modules of the EPD.

A4 - "Transport", from plant to customer is calculated on distance of 100 km with truck EURO class 5 .

A5 - "Assembly", refer to NPCR 019 Part B Piping systems A2.











C1 - C4 "End of life stage", we assume that the fittings will remain within the ground, therefore no data input.

D - "Beyond the system boundaries", we assume that the fittings will remain in the ground, therefore no data input.

Transport from production place to user (A4)	Capacity utilisation (incl. return) %	Distance (km)	Fuel/Energy Consumption	Unit	Value (Liter/tonne)
Truck, 16-32 tonnes, EURO 6 (km)	36.7 %	100.00	0.043	l/tkm	4.30
Waste processing (C3)	Unit	Value			
Waste treatment per kg Rubber, incineration with fly ash extraction (kg)	kg	0.03			
Waste treatment of plastic mixture, incineration with energy recovery and fly ash extraction (kg)	kg	0.00375			
Waste treatment of polypropylene (PP), incineration with energy recovery and fly ash extraction (kg)	kg	0.4663			
Disposal (C4)	Unit	Value			
Landfilling of plastic mixture (kg)	kg	0.50			
Landfilling of ashes from incineration of Rubber, process per kg ashes and residues (kg)	kg	0.001569			
Landfilling of ashes from incineration of Plastic mixture, process per kg ashes and residues (kg)	kg	0.0001311			
Landfilling of ashes from incineration of Polypropylene (PP), process per kg ashes and residues (kg)	kg	0.01388			
Benefits and loads beyond the system boundaries (D)	Unit	Value			
Substitution of electricity (MJ)	MJ	0.8058			
Substitution of thermal energy, district heating (MJ)	MJ	12.19			

## LCA: Results

The LCA results are presented below for the declared unit defined on page 2 of the EPD document.

Environmental impact									
Indicator	Unit	A1-A3	A4	C1	C2	C3	C4	D	
 GWP-total	kg CO <sub>2</sub> -eq	2.25E+00	1.63E-02	0	0	1.29E+00	5.80E-02	-7.33E-02	
 GWP-fossil	kg CO <sub>2</sub> -eq	2.24E+00	1.63E-02	0	0	1.29E+00	5.80E-02	-7.07E-02	
 GWP-biogenic	kg CO <sub>2</sub> -eq	9.52E-03	6.76E-06	0	0	1.24E-05	5.58E-06	-1.46E-04	
 GWP-luluc	kg CO <sub>2</sub> -eq	6.91E-04	5.81E-06	0	0	1.91E-06	1.25E-06	-2.43E-03	
 ODP	kg CFC11 -eq	1.17E-07	3.70E-09	0	0	1.13E-09	1.66E-09	-5.15E-03	
 AP	mol H <sup>+</sup> -eq	8.39E-03	4.69E-05	0	0	1.65E-04	4.19E-05	-5.82E-04	
 EP-FreshWater	kg P -eq	3.93E-05	1.31E-07	0	0	1.19E-07	6.40E-08	-6.28E-06	
 EP-Marine	kg N -eq	1.56E-03	9.29E-06	0	0	7.75E-05	7.42E-05	-1.90E-04	
 EP-Terrestrial	mol N -eq	1.70E-02	1.04E-04	0	0	8.39E-04	1.65E-04	-2.06E-03	
 POCP	kg NMVOC -eq	7.47E-03	3.98E-05	0	0	2.02E-04	5.91E-05	-5.68E-04	
 ADP-minerals&metals <sup>1</sup>	kg Sb-eq	8.47E-05	4.51E-07	0	0	5.40E-08	4.27E-08	-7.03E-07	
 ADP-fossil <sup>1</sup>	MJ	8.74E+01	2.47E-01	0	0	9.10E-02	1.23E-01	-1.01E+00	
 WDP <sup>1</sup>	m <sup>3</sup>	7.76E+01	2.39E-01	0	0	2.75E-01	1.06E+00	-1.26E+01	







GWP-total = Global Warming Potential total; GWP-fossil = Global Warming Potential fossil fuels; GWP-biogenic = Global Warming Potential biogenic; GWP-luluc = Global Warming Potential land use and land use change; ODP = Depletion potential of the stratospheric ozone layer; AP = Acidification potential, Accumulated Exceedance; EP-freshwater = Eutrophication potential, fraction of nutrients reaching freshwater end compartment; EP-marine = Eutrophication potential, fraction of nutrients reaching marine end compartment; EP-terrestrial = Eutrophication potential, Accumulated Exceedance; POCP = Formation potential of tropospheric ozone; ADP-minerals&metals = Abiotic depletion potential for non-fossil resources; ADP-fossil = Abiotic depletion for fossil resources potential; WDP = Water (user) deprivation potential, deprivation-weighted water consumption

"Reading example: 9.0 E-03 = 9.0\*10<sup>-3</sup> = 0.009"

1. The results of this environmental impact indicator shall be used with care as the uncertainties on these results are high or as there is limited experienced with the indicator

## Remarks to environmental impacts










**Additional environmental impact indicators**

Indicator	Unit	A1-A3	A4	C1	C2	C3	C4	D
 PM	Disease incidence	8.78E-08	1.00E-09	0	0	7.69E-10	8.20E-10	-3.53E-08
 IRP <sup>2</sup>	kgBq U235 -eq	1.08E+00	1.08E-03	0	0	1.71E-04	5.93E-04	-6.46E-03
 ETP-fw <sup>1</sup>	CTUe	1.41E+01	1.83E-01	0	0	4.23E-01	1.54E-01	-5.50E+00
 HTP-c <sup>1</sup>	CTUh	5.50E-10	0.00E+00	0	0	3.00E-11	4.00E-12	-1.00E-10
 HTP-nc <sup>1</sup>	CTUh	1.70E-08	2.00E-10	0	0	1.10E-09	1.17E-10	-5.27E-09
 SQP <sup>1</sup>	dimensionless	4.77E+00	1.73E-01	0	0	1.23E-02	4.57E-01	-6.76E+00

PM = Particulate Matter emissions; IRP = Ionizing radiation – human health; ETP-fw = Eco toxicity – freshwater; HTP-c = Human toxicity – cancer effects; HTP-nc = Human toxicity – non cancer effects; SQP = Soil Quality (dimensionless)

"Reading example: 9.0 E-03 =  $9.0 \times 10^{-3}$  = 0.009"




1. The results of this environmental impact indicator shall be used with care as the uncertainties on these results are high or as there is limited experienced with the indicator
2. This impact category deals mainly with the eventual impact of low dose ionizing radiation on human health of the nuclear fuel cycle. It does not consider effects due to possible nuclear accidents, occupational exposure nor due to radioactive waste disposal in underground facilities. Potential ionizing radiation from the soil, from radon and from some construction materials is also not measured by this indicator.

Resource use									
Indicator	Unit	A1-A3	A4	C1	C2	C3	C4	D	
 PERE	MJ	1.26E+00	3.54E-03	0	0	3.16E-03	5.81E-03	-6.24E+00	
 PERM	MJ	0.00E+00	0.00E+00	0	0	0.00E+00	0.00E+00	0.00E+00	
 PERT	MJ	1.26E+00	3.54E-03	0	0	3.16E-03	5.81E-03	-6.24E+00	
 PENRE	MJ	5.80E+01	2.47E-01	0	0	9.10E-02	1.23E-01	-1.01E+00	
 PENRM	MJ	3.22E+01	0.00E+00	0	0	0.00E+00	0.00E+00	0.00E+00	
 PENRT	MJ	9.02E+01	2.47E-01	0	0	9.10E-02	1.23E-01	-1.01E+00	
 SM	kg	0.00E+00	0.00E+00	0	0	0.00E+00	0.00E+00	0.00E+00	
 RSF	MJ	6.98E-02	1.26E-04	0	0	8.41E-05	1.22E-04	-1.09E-03	
 NRSF	MJ	1.74E-02	4.52E-04	0	0	0.00E+00	1.95E-03	-3.70E-01	
 FW	m <sup>3</sup>	1.07E-01	2.64E-05	0	0	3.27E-04	1.50E-04	-7.52E-03	

PERE = Use of renewable primary energy excluding renewable primary energy resources used as raw materials; PERM = Use of renewable primary energy resources used as raw materials; PERT = Total use of renewable primary energy resources; PENRE = Use of non renewable primary energy excluding non-renewable primary energy resources used as raw materials; PENRM = Use of non renewable primary energy resources used as raw materials; PENRT = Total use of non renewable primary energy resources; SM = Use of secondary materials; RSF = Use of renewable secondary fuels; NRSF = Use of non-renewable secondary fuels; FW = Net use of fresh water






"Reading example: 9.0 E-03 = 9.0\*10<sup>-3</sup> = 0.009"



End of life - Waste									
Indicator	Unit	A1-A3	A4	C1	C2	C3	C4	D	
 HWD	kg	9.53E-03	1.27E-05	0	0	0.00E+00	1.28E-02	-4.75E-05	
 NHWD	kg	2.47E-01	1.20E-02	0	0	0.00E+00	5.08E-01	-2.39E-02	
 RWD	kg	2.81E-04	1.68E-06	0	0	0.00E+00	8.06E-07	-5.29E-06	

HWD = Hazardous waste disposed; NHWD = Non-hazardous waste disposed; RWD = Radioactive waste disposed

"Reading example: 9.0 E-03 =  $9.0 \times 10^{-3}$  = 0.009"

End of life - Output flow									
Indicator	Unit	A1-A3	A4	C1	C2	C3	C4	D	
 CRU	kg	0.00E+00	0.00E+00	0	0	0.00E+00	0.00E+00	0.00E+00	
 MFR	kg	0.00E+00	0.00E+00	0	0	0.00E+00	4.48E-05	0.00E+00	
 MER	kg	1.99E-02	0.00E+00	0	0	5.00E-01	1.10E-06	0.00E+00	
 EEE	MJ	1.18E-02	0.00E+00	0	0	8.06E-01	7.12E-05	0.00E+00	
 EET	MJ	1.79E-01	0.00E+00	0	0	1.22E+01	1.08E-03	0.00E+00	

CRU = Components for re-use; MFR = Materials for recycling; MER = Materials for energy recovery; EEE = Exported energy electrical; EET = Exported energy thermal

"Reading example: 9.0 E-03 =  $9.0 \times 10^{-3}$  = 0.009"

Biogenic Carbon Content		
Indicator	Unit	At the factory gate
Biogenic carbon content in product	kg C	0.00E+00
Biogenic carbon content in accompanying packaging	kg C	0.00E+00

Note: 1 kg biogenic carbon is equivalent to 44/12 kg CO<sub>2</sub>

## Additional requirements

### Greenhouse gas emissions from the use of electricity in the manufacturing phase

National production mix from import, low voltage (production of transmission lines, in addition to direct emissions and losses in grid) of applied electricity for the manufacturing process (A3).

### Dangerous substances

The product contains no substances given by the REACH Candidate list.

### Indoor environment

## Additional Environmental Information






### Additional environmental impact indicators required in NPCR Part A for construction products

Indicator	Unit	A1-A3	A4	C1	C2	C3	C4	D
GWPIOBC	kg CO <sub>2</sub> -eq	2.13E+00	1.63E-02	0	0	1.29E+00	5.81E-02	-7.22E-02

GWPI-IOBC: Global warming potential calculated according to the principle of instantaneous oxidation. In order to increase the transparency of biogenic carbon contribution to climate impact, the indicator GWP-IOBC is required as it declares climate impacts calculated according to the principle of instantaneous oxidation. GWP-IOBC is also referred to as GWP-GHG in context to Swedish public procurement legislation.

## Bibliography

ISO 14025:2010 Environmental labels and declarations - Type III environmental declarations - Principles and procedures.  
 ISO 14044:2006 Environmental management - Life cycle assessment - Requirements and guidelines.  
 EN 15804:2012+A2:2019 Environmental product declaration - Core rules for the product category of construction products.  
 ISO 21930:2017 Sustainability in buildings and civil engineering works - Core rules for environmental product declarations of construction products.  
 ecoinvent v3, Allocation, cut-off by classification, Swiss Centre of Life Cycle Inventories.  
 Iversen et al., (2021) eEPD v2021.09 Background information for EPD generator tool system verification, LCA.no rapportnummer: : 07.21.  
 Vold, et al., (2019) EPD generator for Pipelife - Background information for customer application and LCA data. report number 08.19  
 NPCR Part A: Construction products and services. Ver. 2.0. March 2021, EPD-Norge.

 <b>epd-global</b> <small>Powered by EPD-Norway</small>	<b>Program operator and publisher</b> EPD-Global Postboks 5250 Majorstuen, 0303 Oslo, Norway	Phone: +47 977 22 020 e-mail: post@epd-norge.no web: www.epd-global.com
<b>PIPELIFE</b> 	<b>Owner of the declaration:</b> Pipelife Sverige AB Box 50 , SE-524 02 Ljung , Sweden	Phone: +46 513 22114 e-mail: yvette.lennartsson@pipelife.com web:
	<b>Author of the Life Cycle Assessment</b> LCA.no AS Dokka 6A, 1671 Kråkerøy, Norway	Phone: +47 916 50 916 e-mail: post@lca.no web: www.lca.no
	<b>Developer of EPD generator</b> LCA.no AS Dokka 6A, 1671 Kråkerøy, Norway	Phone: +47 916 50 916 e-mail: post@lca.no web: www.lca.no
	ECO Platform ECO Portal	web: www.eco-platform.org web: ECO Portal